

DENON

CLOSED TYPE STEREO  
HEADPHONES

AH-D5000

OPERATING INSTRUCTIONS  
BEDIENUNGSANLEITUNG

MODE D'EMPLOI

ISTRUZIONI PER L'USO

INSTRUCCIONES DE

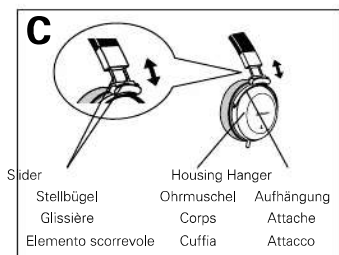
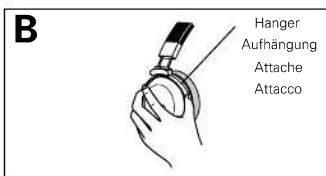
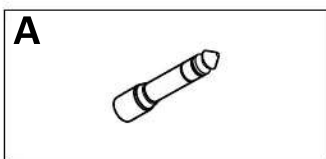
FUNCIONAMIENTO

GEBRUIKSAANWIJZING

BRUKSANVISNING

操作説明書

操作说明书



## Accessories

Check that the following parts are attached in addition to the main unit:

- ① Operating instructions .....1
- ② Standard conversion plug (A).....1

## Declaration of conformity

We declare under our sole responsibility that this product, to which this declaration relates, is in conformity with the following standards:

EN55013 and EN55020.

Following the provisions of 89/336/EEC and 93/68/EEC Directive. (For Europe model)

## A note about recycling

This product's packaging materials are recyclable and can be reused. Please dispose of any materials in accordance with the local recycling regulations.



When discarding the unit, comply with local rules or regulations.

This product and the supplied accessories conform to the WEEE directive. (For Europe model)

## Safety precautions

- Listening at high volumes that irritate your ears can have a negative influence on your hearing.
- Do not use headphones while driving a bicycle, motorcycle or automobile. Doing so could lead to accidents.
- When using headphones, for safety keep the volume to a level at which surrounding sounds can be heard.
- Do not put in water or dampen.
- Do not place heavy objects on, heat, or pull on the headphones. Doing so could damage or deform them.
- To prevent injury, be careful not to let your fingers get caught between the housing and hanger.

## Caution on handling

- Be sure to hold the plug when unplugging the cord.
- The ear pads may deteriorate after extended usage or storage.
- Always keep the headphones (particularly the ear pads) clean. If they are dirty, this may reduce their performance. Use a soft cloth to gently wipe off the dirt.
- Do not use benzene, thinners, or other organic solvents or insecticides on the main unit since they may cause a change in quality or color.
- The headphones have a structure by which the sound tends to leak out if the volume is too high. Be considerate of others.
- The housing (the headphones' "cabinet") is made of natural wood. Because of this, the colors and patterns are irregular, each housing offering a unique character typical of natural wood. For your security, the housings are coated and finished based on DENON's strict quality control standards.
- Holding the hanger as shown in the diagram, open slowly and mount. Be careful not to get your fingers caught in the hanger when mounting. (B)

## Using the headphones

- Check the markings on the housing, and place the headphones over your head so that the housing marked "R" is over the right ear, the one marked "L" over the left ear.
- The slider can be adjusted in 7 steps. Set to the position that suits you best. (C)

## Specifications

- Type:** Dynamic type
- Drive units:**  $\phi$  50 mm  
Neodymium magnet
- Input impedance:** 25  $\Omega$ /ohms
- Sensitivity:** 106 dB/mW
- Maximum input:** 1,800 mW
- Playback frequencies:** 5 ~ 45,000 Hz
- Mass:** 370 g  
(not including cord)
- Cord length:** 3.0 m OFC cord
- Plug:**  $\phi$  3.5 mm gold-plated  
stereo mini plug

\* For improvement purposes, specifications and design are subject to change without notice.

